

AIBEI DOLL

USER MANUAL

CONTENTS

About AIBEI Doll	- 2 -
Packing List	- 2 -
Movement Range of Your AIBEI Doll	- 4 -
Movements with the head	- 4 -
Movements with the waist	- 4 -
Movements with the hips and legs	- 5 -
Movements with the arms	- 5 -
Clean Your AIBEI Doll	- 7 -
Store Your AIBEI Doll	- 8 -
Care And Maintenance of Your AIBEI Doll ..	- 9 -
Voice And Heating Functions	- 10 -
Voice Function(optional)	- 10 -
Heating Function(optional)	- 10 -
AIBEI Doll Warranty	- 12 -
AIBEI Doll Disclaimer	- 13 -

About AIBEI Doll

Thank you for choosing AIBEI Doll.

AIBEI Dolls are produced with safe materials comply with health & safety standards and are harmless to humans as well as being environmentally friendly.

Please be sure to read through this user manual carefully and follow the instructions closely to ensure you are using the doll safely and effectively.


Packing List

- 1x Doll body
- 1x Doll head
- 1x Wig
- 1x Eyes
- 1x Lingerie (random color)
- 1x White gloves
- 1x Water washing douche
- 1x USB heating probe
- 1x Care blanket
- 1x Comb

Assemble Your AIBEI Doll

Here are some general guidelines for assembling your doll.

1. Unpack the doll: Start by carefully unpacking the doll from its packaging. Be sure to handle the doll gently to avoid damaging any delicate parts.
2. Attach the head: The doll has a detachable head, the doll head is detached from the body in order to ship safely and efficiently.
3. It's very simple to assemble the head, align the head with the neck socket and secure it in place with the provided bolt connector. Be careful to avoid the two layers of skin from catching on each other.
4. Dress the doll: Dress the doll with the provided lingerie.
5. Be sure to handle your doll gently to avoid damaging any delicate parts, and enjoy your new companion safely and comfortably.

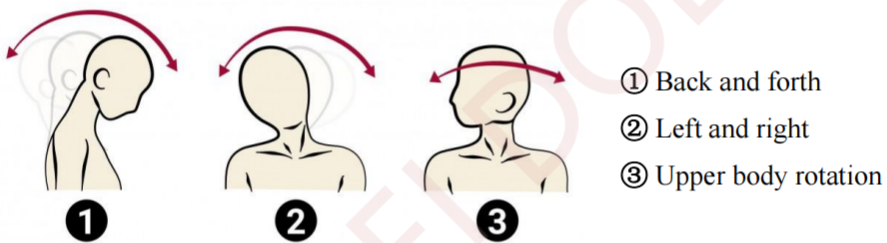


Movement Range Of Your AIBEI Doll

The metal skeleton allows you to move your doll into different positions. However, just like with a real woman, unnatural movements, excessive activity or too large a movement angle may result in the rupture of the doll skin, thus please read the instructions and take good care of the doll in use.

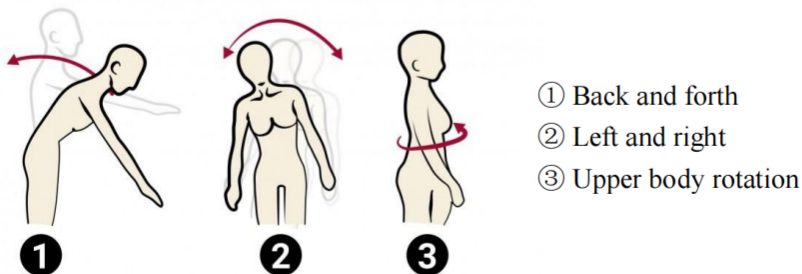
Movements with the head

The doll head can turn to the right and the left freely. To avoid spine defect, the head-lifting and head-bowing forward and backward should not exceed 45 degrees and the head-swaying to the right and left should not go beyond 45 degrees.



Movements with the waist

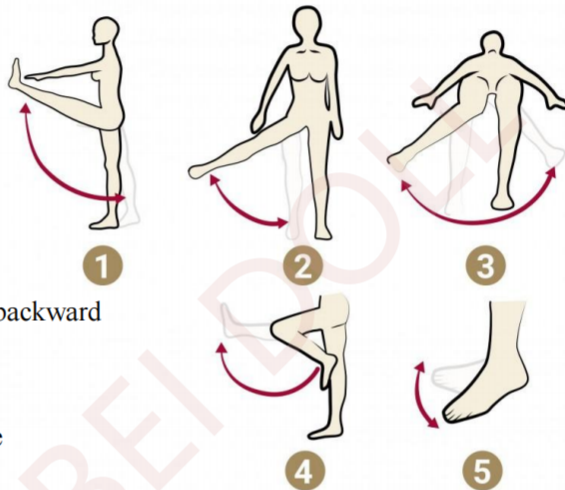
The doll waist can bend forward and backward (waist bending and chest thrusting out) with limited 30 degrees. When the body rotates right and left (waist twisting), the angles are limited to 30 degrees.



Movements with the hips and legs

The thighs can raise forward to maximum of 120 degrees, backward 30 degrees and raise sideward to maximum of 40 degrees.

The lower legs can bend backward to the maximum of 120 degrees and the recommended angle is 100 degrees.



- ① Forward and backward
- ② Sideward
- ③ Knee rotation
- ④ Bend the knee
- ⑤ Foot rotation

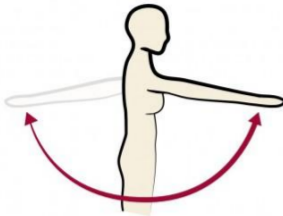
Movements with the arms

The upper arms can move about 120 degrees forward and 45 degrees backward.

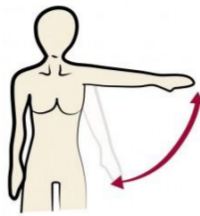
Raise the upper arms sideward no more than 120 degrees to avoid tearing the armpit skin. The lower arms can bend in one direction for 90 degrees.

Do not bend or rotate in other directions. (just like human arms).

The lower arms can rotate with a 60 degree limit, wrist can bend up and down 45 degrees.




1



2



3



4



5

- ① Forward and backward
- ② Sideward
- ③ Elbow rotation
- ④ Bend the elbow
- ⑤ Ben the hands up and down
- ⑥ Wrist rotation

Clean Your AIBEI Doll

Cleaning your doll is important to maintain its hygiene and extend its lifespan. Here are some general guidelines for cleaning a doll.

1. Remove any clothing or accessories from the doll. Fill a bathtub or large basin with warm water and add a small amount of mild soap or specially formulated doll cleaner. Avoid using harsh chemicals, alcohol, or abrasive materials, as these can damage the doll's skin and cause it to deteriorate more quickly.
2. Use a soft sponge or cloth to gently clean the doll's skin, paying extra attention to areas that may have accumulated bodily fluids, such as the genital area.
3. Rinse the doll thoroughly with warm water, make sure to remove all soap residue.
4. Dry the doll completely with a soft, absorbent towel.
5. Apply talcum powder or cornstarch to the doll's skin to prevent sticking and to keep the material soft and supple.



Store Your AIBEI Doll

Storing your doll properly is important to ensure it remains clean, undamaged, and in good condition for as long as possible. Here are some general guidelines for storing a doll.

1. Clean the doll thoroughly before storing it. Use warm water and mild soap to clean the doll, then dry it completely with a soft, absorbent towel.
2. Apply talcum powder or cornstarch to the doll's skin to prevent sticking and to keep the material soft and supple.
3. Place the doll in a cool, dry place away from direct sunlight, heat sources, and moisture. Avoid storing the doll in a place where it might be bumped or damaged.
4. If possible, store the doll in its original packaging or a carrying case specifically designed for sex dolls. This will provide additional protection from dust, dirt, and other potential hazards.
5. If you need to store the doll for an extended period of time, you may want to periodically apply a silicone-based lubricant to the doll's skin to keep it moisturized.

Care And Maintenance Of Your AIBEI Doll

To maintain the performance of your doll and ensure its longevity, it's important to take good care of it. Here are some tips for caring for your doll.

1. Clean your doll after each use: Regular cleaning is essential to maintain the hygiene and condition of your doll. Follow the instructions for cleaning your doll, and avoid using harsh chemicals, alcohol, or abrasive materials.
2. Store your doll properly: Store your doll in a cool, dry place away from direct sunlight, heat sources, and moisture. If possible, keep it in a standing position to avoid putting pressure on any one area of the doll for an extended period of time.
3. Use a water-based lubricant: Always use a water-based lubricant when using your doll. Avoid using silicone-based or oil-based lubricants, as they can cause damage to the doll's skin.
4. Avoid exposing your doll to extreme temperatures: Do not expose your doll to extreme heat or cold, as this can damage its skin. Keep it in a temperature-controlled environment.
5. Avoid sharp objects: Avoid using sharp objects near your doll, as these can cause cuts or tears in the doll's skin.
6. Be gentle with your doll: When handling your doll, be gentle to avoid putting unnecessary stress on the doll's joints or damaging its skin.
7. Regularly powder your doll: Use a talcum or cornstarch-based powder to keep your doll's skin feeling soft and smooth.
8. Inspect your doll regularly: Regularly inspect your doll for any signs of wear and tear, such as rips, tears, or punctures. Address any damage immediately to prevent it from getting worse.

By following these tips, you can help ensure that your doll remains in good condition and last as long as possible.

Voice And Heating Functions

Voice Function(optional)

The voice function uses pressure sensitive vocalization techniques. The vocal module senses pressure on the dolls body and then sounds feedback is made bringing a vocal interaction and a better user experience. The Body sensors are inside the doll breasts, vagina and thighs for touch sensing. The doll moans when pressed on breasts, vagina and thighs. Please contact the manufacturer for the instructions of the voice doll.

Heating Function(optional)

The heating principle is to use 110~220V to 36V DC heating with an adapter. As the heating wire is circled around the skeleton, so the area near the skeleton can be evenly heated, but due to the different skin thickness in each part, uneven heat occurs normally (and the vagina \ anus can not reach 37 degrees, if necessary, you can heat the love holes with a USB heating rod).

Read the following instructions before heating your doll:

- Keep the doll lying flat or put it in natural position before heating.
- Use the adapter to heat the doll, the indicator light turns green when the adapter is connected with the plug on back of the doll neck.
- Be patient as the heating process is slow. It takes about 30 minutes to warm up the inner part of the doll and about 3-5 hours to warm up the doll surface.
- When the inner temperature reaches 149°F(65°C), the adapter will cut off automatically to prevent overheating.
- The heating works from inside to outside, the body parts with thick TPE, such as breasts/thighs/ass, will warm up slower. Temperature feeling differs according to dolls and ambient temperature.
- It's possible that the doll surface still feels cool or cold after heating. The head cannot be heated. Wrapping the doll with blanket can reduce

the heating time and make the temperature more even.

WARNINGS:

- Keep the doll lying flat during heating.
- Don't use or operate the doll during heating.
- Make sure the whole heating process is under the supervision of adult.
- Don't keep heating the doll for over one hour. Don't heat the doll repeatedly for one use.
- Make sure to unplug the adapter when using the doll.
- It will shorten doll durability and even damage the doll if doll is left heating unattended for a long time.
- The factory shall take no responsibilities for any consequences resulted if the user doesn't follow the instructions.

AIBEI Doll Warranty

We guarantee each doll is made to order and protected against manufacturing defects in materials and/or workmanship. The customer is required to report the defect upon delivery and complete a standard procedure for warranty claims that will involve media such as photos and videos to help us identify the fault with the doll. This is mandatory.

Warranty does not include wear and tear, damage or decrease in performance such as:

- ✘ Wear and tear associated with general usage
- ✘ Damage that has been caused by excessive force or inappropriate use
- ✘ Damage caused by improper care that goes against the suggestions in this user manual
- ✘ Damage from transport or mishandling
- ✘ Damage from objects or accessories used on or to the product
- ✘ Damage caused by clothing or chemicals
- ✘ Damage caused by natural events such as flooding or fires
- ✘ Damage caused by pets or animals

For any questions or assistance, please feel free to contact the vendor of your AIBEI Doll.

AIBEI Doll Disclaimer

- The doll head and body are created by the sculptors freely using their imagination. It does not involve imitation to any portraits of real people.
- Because the adult product property of dolls, it is forbidden to use or purchase by people under 18 years of age. Please store the doll properly and keep it out of the reach of children.
- It is forbidden to display the doll naked in public places, the manufacturer shall take no responsibility for any consequences arising therefrom.
- The doll is a personal item, the manufacturer shall take no responsibility for the spread of diseases caused by unauthorized resale.
- Please dispose properly when the doll is not needed.